



LYCOMING COUNTY 2030: Plan the Possible Rural East PAT

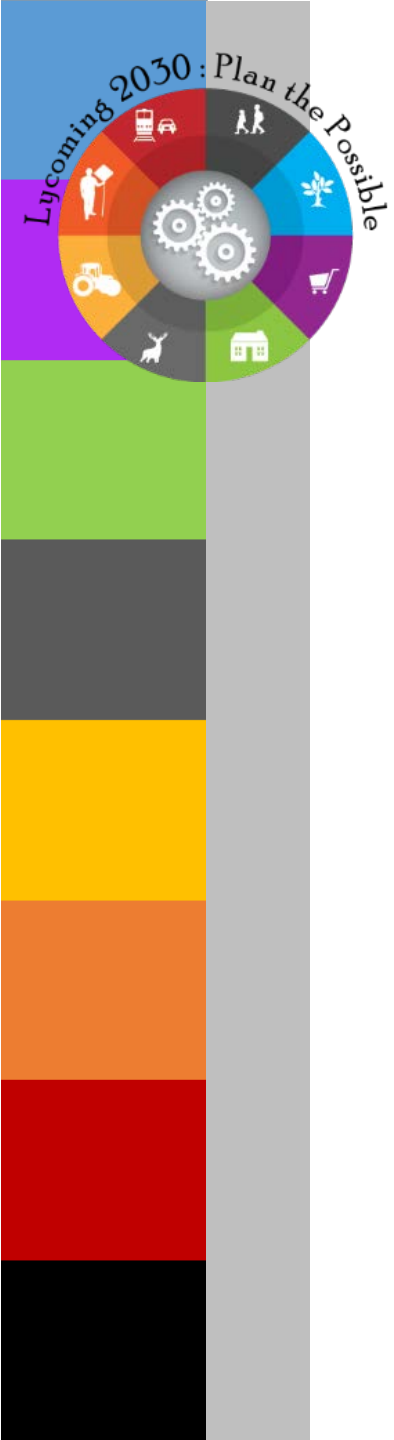
A collaborative work session to engage community stakeholders in a robust discussion on ways Lycoming County and its municipalities can leverage strengths and opportunities for planned growth.

For regular updates, see www.lyco.org/CompPlan


November 10, 2015

**6:00 PM – 8:00 PM
Hughesville Library**





Welcome and Introductions





Comp Plan Overview

What?

One of 9 facilitated, information-gathering sessions (SWOT) among the 6 Designated Growth Areas 3 in Rural Areas of Lycoming County.

Why?

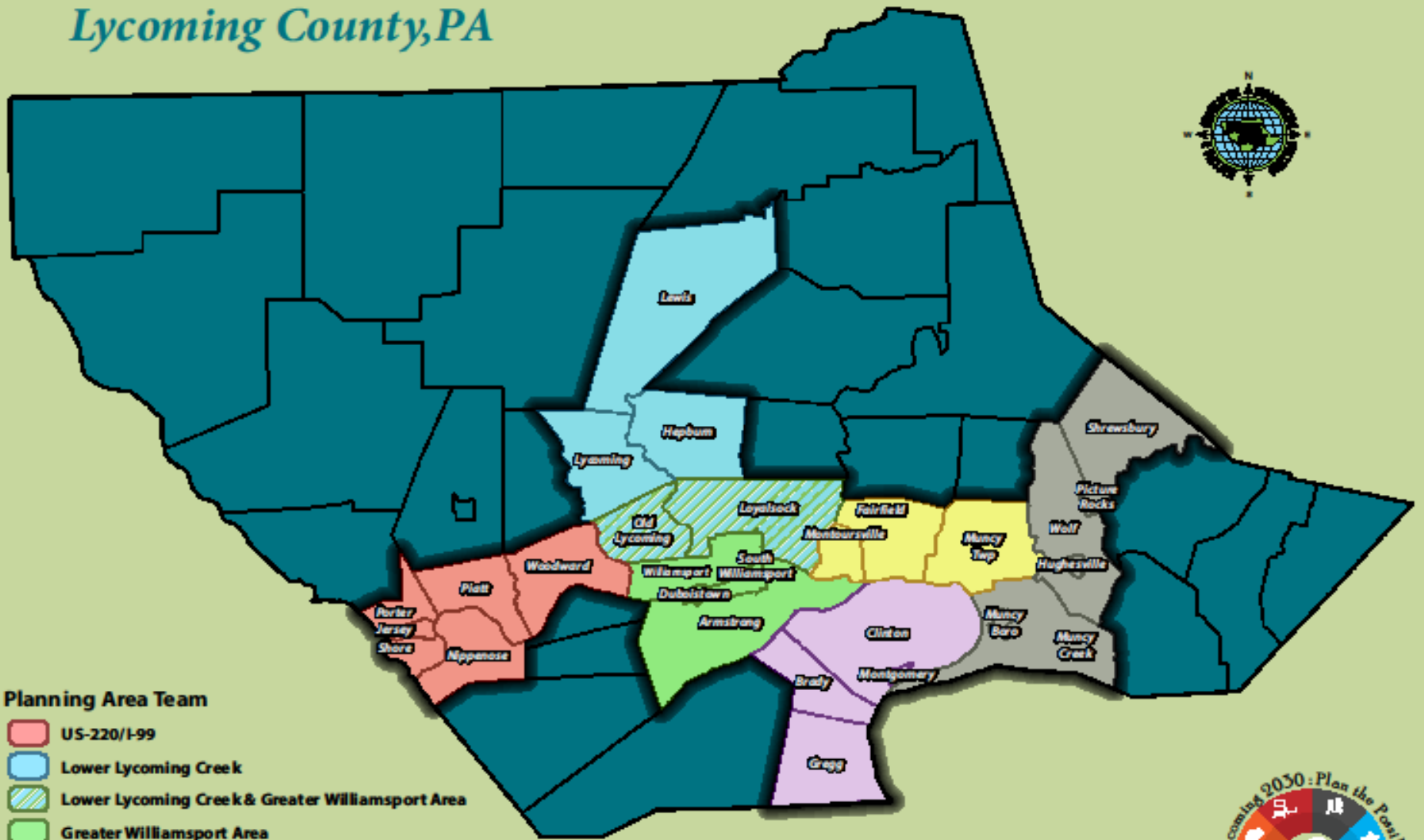
Comp Plans are important planning tools that set forth community vision for the physical, social and economic development of the community

When?

Supplemental updates to the 2006 Lycoming County and six multi-municipal Comp Plans are required every 10 years


Growth Planning Areas

Lycoming County, PA



Planning Area Team

- US-220/I-99
- Lower Lycoming Creek
- Lower Lycoming Creek & Greater Williamsport Area
- Greater Williamsport Area
- Montoursville/Muncy
- US-15 South
- Muncy Creek





What is a Comprehensive Plan?

The Comprehensive Plan is a general policy guide for the physical, social and economic development of the Lycoming County community.

It is a vision for the County and a long-range policy to make that vision a reality.

3 basic components:

- Inventory of existing conditions (“snapshot”).
- The vision and a set of goals and policies to achieve it
- Implementation strategies for those goals and policies



What is a Comprehensive Plan?

It's a local and democratic process...

- Led by a group of your peers – volunteers appointed by elected officials:
 - Lycoming County Planning Commission (LCPC)
- Assisted by professional planners:
 - Lycoming County Planning and Community Development Department



What is a Comprehensive Plan?

- Comprehensive planning is NOT zoning!
- But zoning IS a tool that can be part of the plan's implementation.
- It is not a regulatory document – it's a guidance document



Planning vs Regulation

Planning is:

1. Forward-looking
2. Objective-oriented
3. Inclusive
4. Collaborative
5. Visionary
6. On-going
7. Not enforceable

Regulation should:

1. Implement plan
2. Preserve & protect what makes a community special
3. Encourage appropriate development
4. Be enforced



Planning and Regulatory Tools

Planning tools

1. Comprehensive plan
2. Multi-municipal comprehensive plan
3. Special plans or studies
 - Historic preservation
 - Open space
 - Other



Regulatory tools

1. Subdivision & land development ordinance
2. Zoning ordinance
3. Floodplain ordinance
4. Stormwater management ordinance
5. Other



What does a Comprehensive Plan do?

The Comprehensive Plan evaluates:

- Existing land use
- Transportation systems
- Housing
- Community facilities and services
- Natural and cultural resources
- Water supply needs
- Opportunities for intergovernmental cooperation

The Plan projects future growth trends based on these analyses and proposes the best possible policies and implementation tools to accommodate expected growth/change while protecting the County's vast and precious resources.



TONIGHT'S AGENDA

2016 Lycoming Comprehensive Plan Update

- ❑ Roles, Responsibilities & Operating Procedures of the PAT
- ❑ Draft Comprehensive Plan Timeline
- ❑ Overview of 2006 Plan
- ❑ Highlight of Accomplishments since 2006
- ❑ SWOT Analysis and Prioritization
- ❑ Homework Assignment and Next Meeting



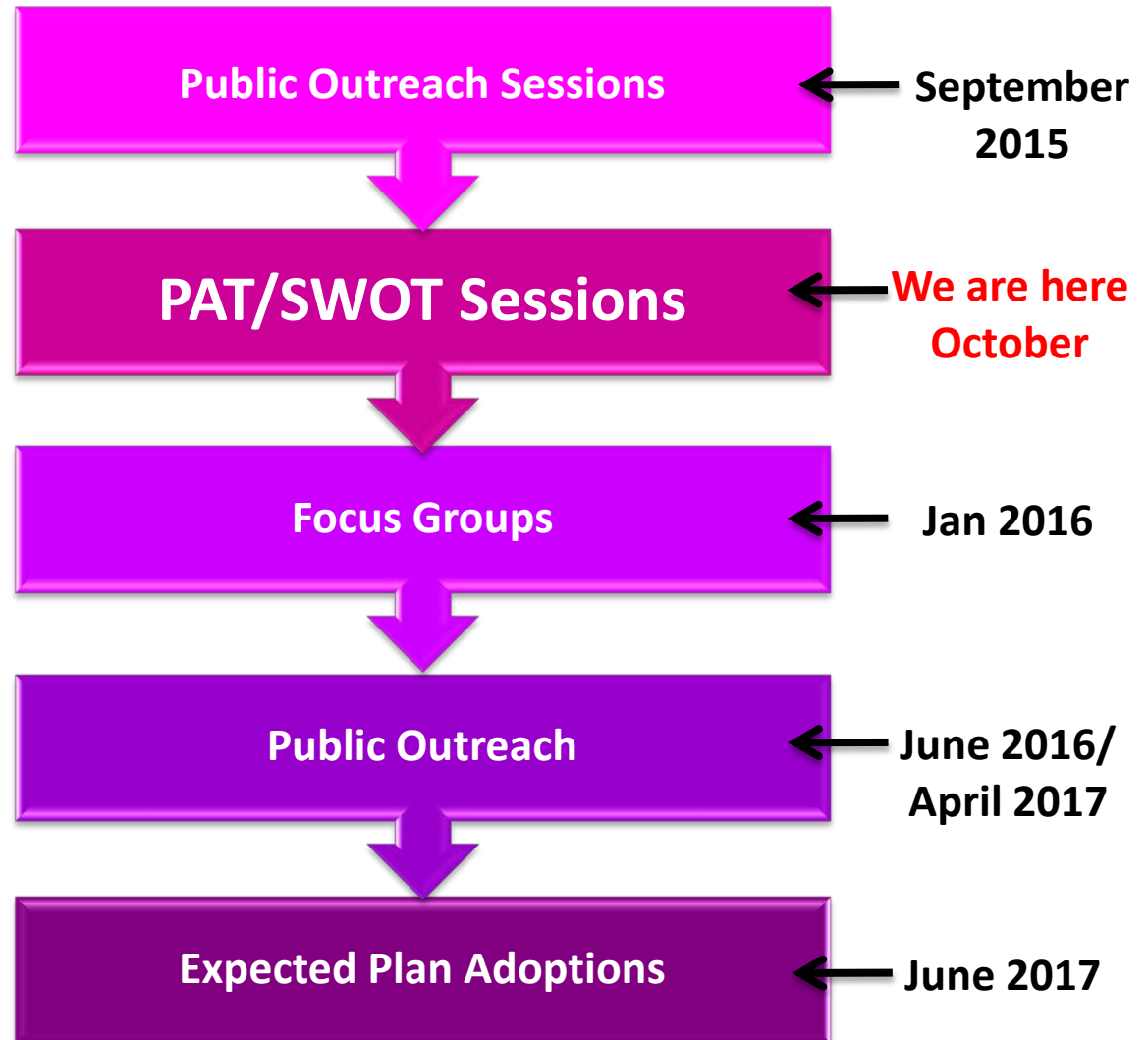
ROLES, RESPONSIBILITIES & OPERATING PROCEDURES OF THE PAT

- PAT Will Guide the Comprehensive Plan Development
- Identifying issues at This Point
- Brainstorming – No Bad Ideas
- Later PAT Meetings Will Discuss Solutions, Involved Agencies and Implementation Plan
- PAT Will Review Draft Plan

Review Handout in folders



Comp Plan Milestones





Timeline and Chart



June 2016 –
Expected Public Outreach Meetings

April 2017–
Expected Public Outreach Meetings

Website: www.lyco.org/CompPlan



OVERVIEW OF 2006 PLAN

- Agriculture
- Sense of Community
- Rural Life Style
- Scenic Beauty
- Hunting & Fishing – Outdoor Recreation



HIGHLIGHT OF ACCOMPLISHMENTS SINCE 2006

- Sewer & Water Infrastructure Installed
- Gas Related Development & Exploration
- County Zoning and SD/LD Ordinances Updated for Oil and Gas Development and Exploration
- Others?



SWOT ANALYSIS



Discussion Guiding Principles

- 1) **PARTICIPATION:** Everyone participates, but no one dominates, interrupts, or speaks over others.
- 2) **ORDER:** A speaker first raises their hand before speaking.
- 3) **TIME OUT:** Be prepared to be “abbreviated” for exhausting your “air time,” about 2 minutes per instance.
- 4) **SHARE:** Offer *your* own perspective/experience with examples. Make certain that “hearsay” is stated as “hearsay.”
- 5) **RESPECT:** All ideas and opinions are needed and valued. No one has a monopoly on good ideas. Critique the idea, not the person.
- 6) **INTERRUPTIONS:** Cell phones are silenced and will not be used during the session. Quietly excuse yourself if you must use it.
- 7) **NO SIDE DISCUSSIONS:** Share with the entire group and avoid side discussions.
- 8) **PUNCTUALITY:** We will follow the schedule to honor everyone’s time.
- 9) **OTHERS:** Do any need to be added?



Understanding a SWOT Analysis

INTERNAL

EXTERNAL

Strengths

These are internal assets that enable a community to realize its goals.

Strengths can transform external opportunities into action.

Opportunities

These may include sustainable trends or funding support to advance a specific project.

Leverage internal strengths to take advantage of existing or new external opportunities.

Weaknesses


These are characteristics that can be roadblocks to action.

Unrecognized internal weaknesses can make an organization vulnerable to outside threats.

Threats

Threats are external issues or forces that could pose difficulties in reaching goals.

Block threats to minimize weaknesses and take full advantage of strengths.



General Examples

● Strength (internal)

- *Quality educational system.*

● Weakness (internal)

- *Available funding for capitalization of new projects presents implementation challenges.*

● Opportunity (external)

- *Public-Private Partnerships can address gaps*

● Threat (external)

- *Increased competitiveness for limited funding*



SWOT Prioritization

Each participant should affix

- Only one dot to one item; but up to two dots per SWOT category

Totals among each S-W-O-T will help to prioritize.

Conclusions are identified among today's participants. This will complement information gathered from other SWOT sessions.

 Strength

 Opportunity

 Weakness

 Threat



Homework Assignment and Next Meeting

- Day of Week – in January
- Time of Day
- Review Meeting Packet (on-line) and be Prepared to Discuss
 - PAT members to review all Issues, Implications to our Community, Vision, Common Goals, Common Objectives, and Key Issues. What's still relevant? What needs to be added?



Adjournment

For more information or follow-up, contact:

Kurt Hausammann, Jr. AICP, Director
570-320-2132, khausammann@lyco.org

Website: www.lyco.org/CompPlan

